tag DENTAL | BY NOGA MEDICAL

Internal Hex.

The Dental Division: Offers superior quality implantology products: Dental implants, Prosthetics, Surgical instruments, and biological materials.

T.A.G. is ISO 13485:2016 certified including MDSAP by GMED.
All products are carry the CE Mark according to Annex II (Notified Body – GMED)
The scope of certifications covers the design, development, manufacturing and marketing of Dental Implants, Abutments and Accessories.
The TAG Dental implant system products are cleared for marketing in the USA* (K143326) and Canada - not all products are available in all markets.

Our expert development team with its many years of dental experience is pleased to introduce a new generation of implants based on platform switching and reverse buttress thread pattern:

All implants are manufactured from biocompatible Titanium alloy Grade 23 (Ti 6AL 4V ELI) .The initial stability of the implant is a critical factor in determining the final osseointegration results. Titanium alloy designed for all bone types.

Index

Implants 5

Axis 11

Massif 23

Crestone 31

Restoration 37

Instruments 55

Sybone 75

Sycure 79

Digital 85

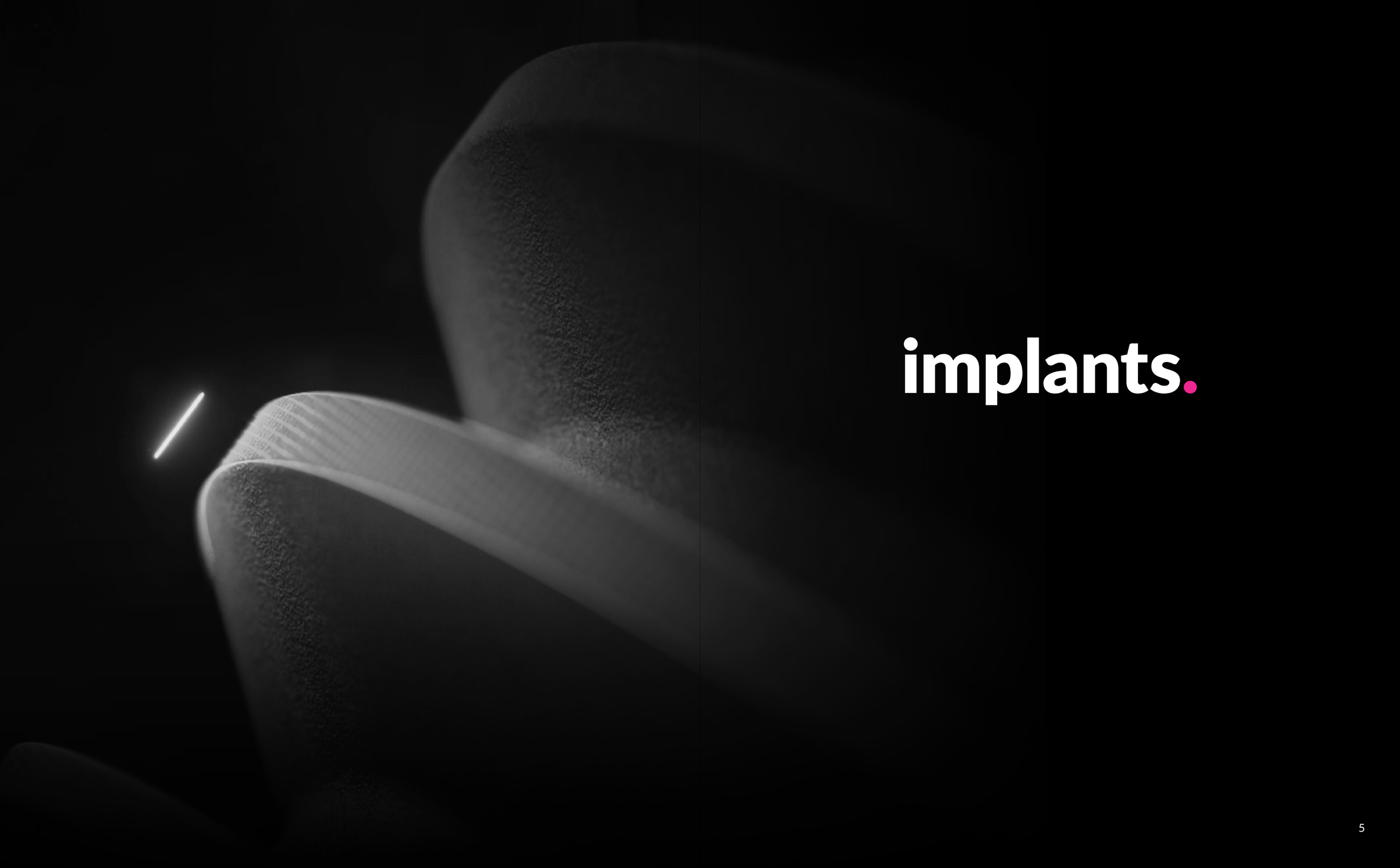

implants.

Advantages

ONE IMPLANT SYSTEM

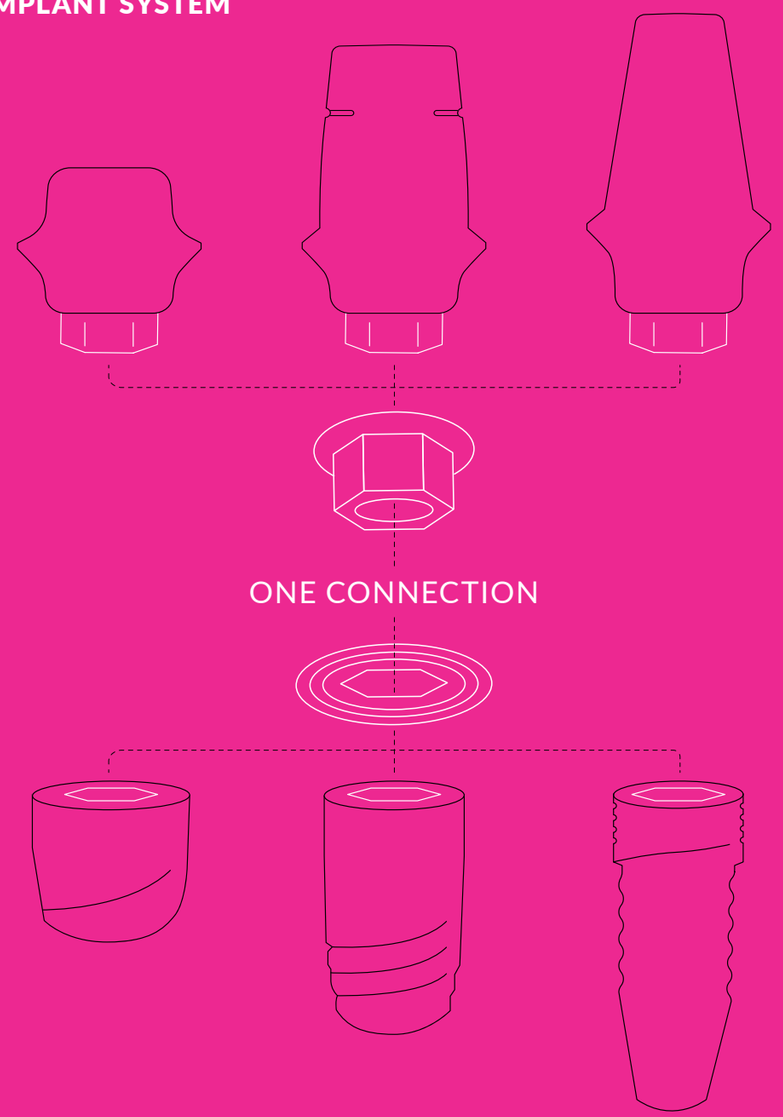

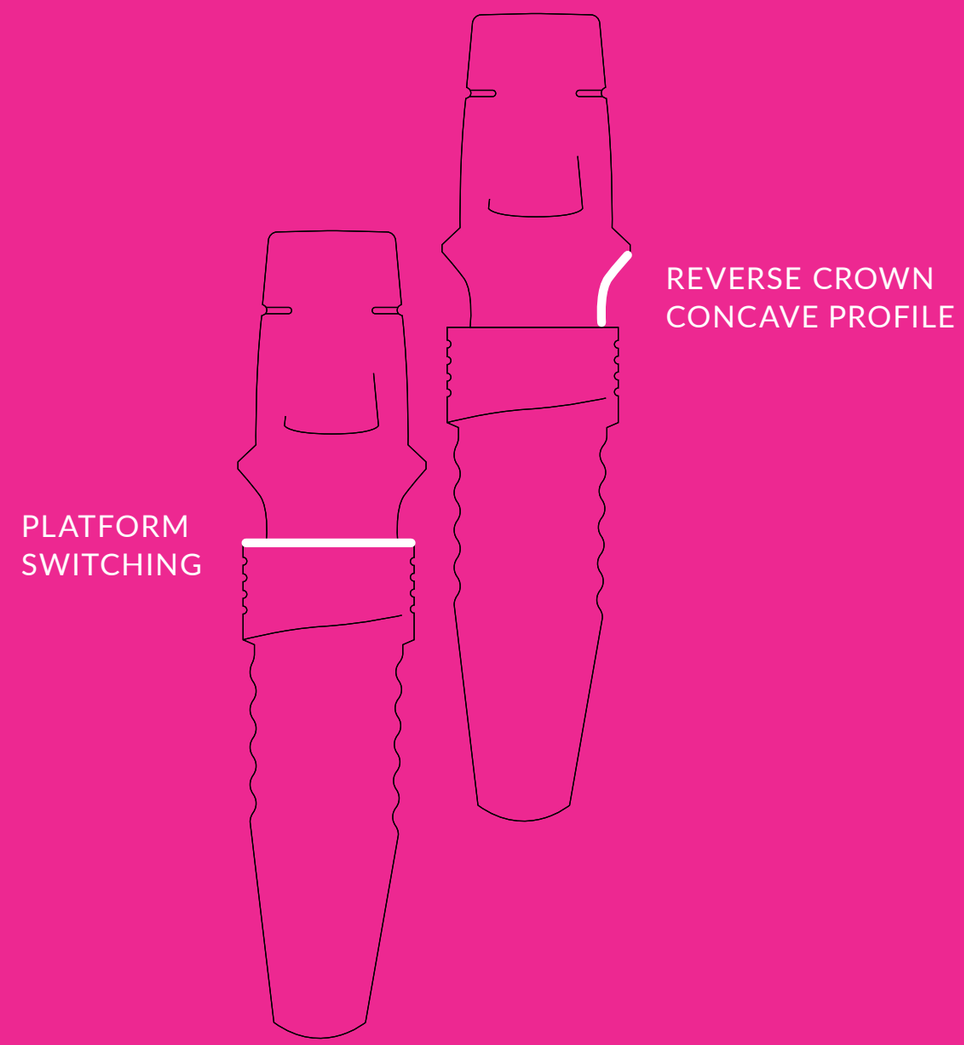

Macro Porous



AXIS
INTERNAL HEX

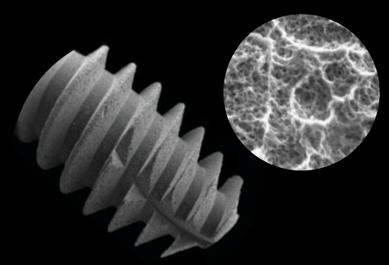

MASSIF
INTERNAL HEX

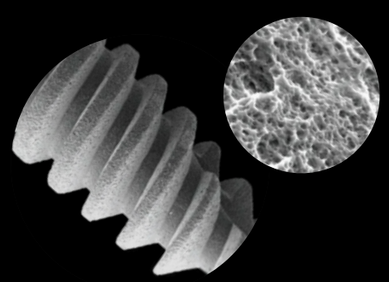

CRESTONE
ONE PIECE

Thread Area	Flat	Top
C	29.57	27.86
Ti	15.81	16.32
O	52.58	53.54
N	0.21	0.84
Ca	0.24	0.31
Si		
S	0.08	
V	0.29	0.54
Cl		
P		
K		
Al	0.84	0.63
Na	0.34	
Mg		
Zn		

AXIS

INTERNAL HEX

AXIS Advantages

ATTACHMENT

Internal hexagon 2.44mm.
Provides antirotation.
Provides positioning indication.
Provides accurate and firm insertion using dedicated tooling.

TOP

4 Micro threads at the implant crest module decreases stress and increases surface contact area in the cortical bone.

GEOMETRY

Wide pitch progressive thread enables bone compression during insertion, ultimately improving bone volume support.

SURFACE

The micro surface topography is achieved by blast technology followed by acid etching

APICAL

Self-tapping allows exceptional cutting capabilities, and is responsible for increased stability during insertion as the implant carves, fills, and compresses bone.

AXIS Implant Range

Length (mm)	6	8	10	11.5	13	16
⌀3.3			IA1-33010	IA1-33011	IA1-33013	IA1-33016
⌀3.75		IA1-37508	IA1-37510	IA1-37511	IA1-37513	IA1-37516
⌀4.2	IA1-42006	IA1-42008	IA1-42010	IA1-42011	IA1-42013	IA1-42016
⌀5.0	IA1-50006	IA1-50008	IA1-50010	IA1-50011	IA1-50013	
⌀6.0	IA1-60006	IA1-60008	IA1-60010	IA1-60011	IA1-60013	

One Connection Fits All

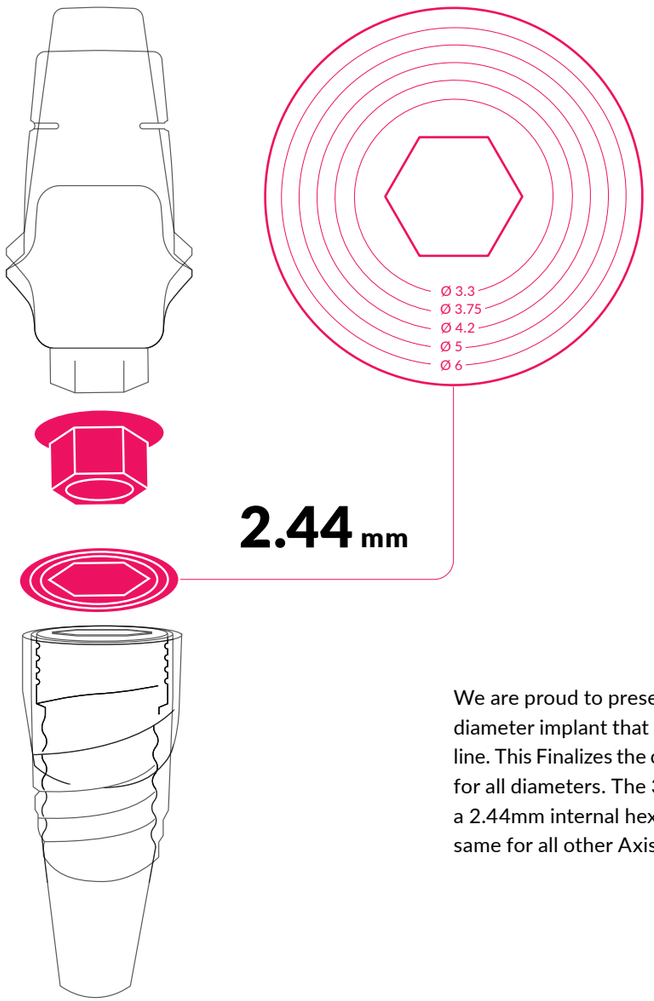

We are proud to present our new Axis 3.3mm diameter implant that completes the TAG Implant line. This Finalizes the concept of same connection for all diameters. The 3.3mm narrow implant has a 2.44mm internal hex connection, which is the same for all other Axis implants diameters.

Due to the implant's special design:

- Average static load test showed an average of 666N.
- Fatigue limit of implants tested obtained 340N with 5 million cycles.

Static and fatigue test performed on our 3.3mm implants at the Technion Institute (Haifa, Israel) demonstrated exceptional resistance to load and fracture compared to other implants.

IMPLANT 3.3

Static Loading Curve

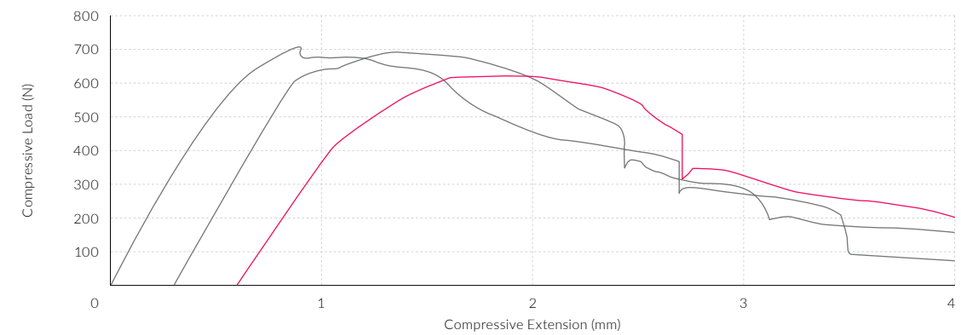

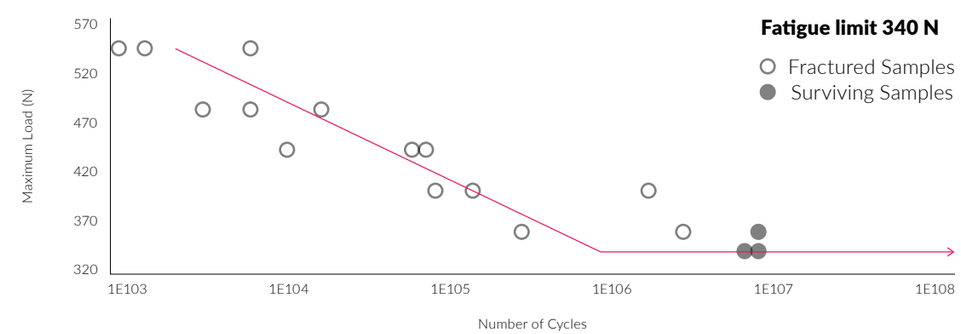

⌀3.3



IA1-33010	IA1-33011	IA1-33013	IA1-33016
L10 mm	L11.5 mm	L13 mm	L16 mm

Ø 3.3mm IMPLANT PROCEDURE

This procedure does not replace the professional judgment of the surgeon

* Do not exceed torque more than 80 Ncm during implant insertion

SOFT BONE			DENSE BONE	
			* optional	



1200-1500	900-1200	700-900	500-700	Drill Speed (RPM)
Ø 1.90	Ø 2.0	Ø 2.5	Ø 2.8	Diameter

⌀3.75



IA1-37508	IA1-37510	IA1-37511	IA1-37513	IA1-37516
L8 mm	L10 mm	L11.5 mm	L13 mm	L16 mm

Ø 3.75mm IMPLANT PROCEDURE

This procedure does not replace the professional judgment of the surgeon

SOFT BONE			DENSE BONE		
			* optional	* optional	

1200-1500	900-1200	500-700	400-700	200-400	Drill Speed (RPM)
Ø 1.90	Ø 2.0	Ø 2.8	C 3.2	Ø 3.75/4.2	Diameter

⌀4.2



IA1-42006	IA1-42008	IA1-42010	IA1-42011	IA1-42013	IA1-42016
L6 mm	L8 mm	L-10mm	L11.5 mm	L13 mm	L16 mm

Ø 4.2mm IMPLANT PROCEDURE

This procedure does not replace the professional judgment of the surgeon

SOFT BONE				DENSE BONE		
				* optional	* optional	
1200-1500	900-1200	500-700	400-700	400-600	200-400	Drill Speed (RPM)
Ø 1.90	Ø 2.0	Ø 2.8	C 3.2	C 3.8	Ø 3.5/4.2	Diameter

⌀5.0



IA1-50006	IA1-50008	IA1-50010	IA1-50011	IA1-50013
L6 mm	L8 mm	L10 mm	L11.5 mm	L13 mm

Ø 5.0mm IMPLANT PROCEDURE

This procedure does not replace the professional judgment of the surgeon



SOFT BONE					DENSE BONE		
					* optional	* optional	
1200-1500	900-1200	500-700	400-700	400-600	300-500	200-400	Drill Speed (RPM)
Ø 1.90	Ø 2.0	Ø 2.8	C 3.2	C 3.8	C 4.5	Ø 5/6	Diameter

⌀6.0



IA1-60006	IA1-60008	IA1-60010	IA1-60011	IA1-60013
L6 mm	L8 mm	L10 mm	L11.5 mm	L13 mm

Ø 6.0mm IMPLANT PROCEDURE

This procedure does not replace the professional judgment of the surgeon

SOFT BONE						DENSE BONE		
						* optional	* optional	
1200-1500	900-1200	500-700	400-700	400-600	300-500	450-250	200-400	Drill Speed (RPM)
Ø 1.90	Ø 2.0	Ø 2.8	C 3.2	C 3.8	C 4.5	C 5.5	Ø 5/6	Diameter



MASSIF

INTERNAL HEX

MASSIF Advantages

CONNECTION

Internal hexagon 2.44mm.

Provides antirotation.

Provides positioning indication.

Provides accurate and firm insertion using dedicated tooling.

TOP

Micro rings - 4 micro rings at the implant crest module increase surface area for bone to implant contact. This improves primary stability and micro thread compressive strength in the crestal zone.

GEOMETRY

A reverse buttress progressive thread allows for both bone compression and initial stability, and enables load transfer from crestal to the medullary bone.

The double macro thread gives excellent primary stability in all bone types.

SURFACE

The implant surface treatment provides optimal Ra values of 2 microns.

APICAL

Self-tapping allows exceptional cutting capabilities, and is responsible for increased stability during insertion as the implant carves, fills, and compresses bone.

MASSIF Implant Range

Length (mm)	6	8	10	11.5	13	16
⌀3.75		IM1-37508	IM1-37510	IM1-37511	IM1-37513	IM1-37516
⌀4.2	IM1-42006	IM1-42008	IM1-42010	IM1-42011	IM1-42013	IM1-42016
⌀5.0	IM1-50006	IM1-50008	IM1-50010	IM1-50011	IM1-50013	
⌀6.0	IM1-60006	IM1-60008	IM1-60010	IM1-60011	IM1-60013	

Ø3.75



IM1-37508	IM1-37510	IM1-37511	IM1-37513	IM1-37516
L8 mm	L10 mm	L11.5 mm	L13 mm	L16 mm

Ø 3.75mm IMPLANT PROCEDURE

This procedure does not replace the professional judgment of the surgeon



1200-1500	900-1200	500-700	400-700	200-400	Drill Speed (RPM)
Ø 1.90	Ø 2.0	Ø 2.8	Ø 3.2	Ø 3.75/4.2	Diameter

Ø4.2



IM1-42006	IM1-42008	IM1-42010	IM1-42011	IM1-42013	IM1-42016
L6 mm	L8 mm	L10 mm	L11.5 mm	L13 mm	L16 mm

Ø 4.2mm IMPLANT PROCEDURE

This procedure does not replace the professional judgment of the surgeon



1200-1500	900-1200	500-700	400-700	400-600	200-400	Drill Speed (RPM)
Ø 1.90	Ø 2.0	Ø 2.8	Ø 3.2	Ø 3.8	Ø 3.75/4.2	Diameter

⌀5.0

IM1-50006	IM1-50008	IM1-50010	IM1-50011	IM1-50013
L6 mm	L8 mm	L10 mm	L11.5 mm	L13 mm

Ø 5.0mm IMPLANT PROCEDURE

This procedure does not replace the professional judgment of the surgeon



1200-1500	900-1200	500-700	400-700	400-600	300-500	200-400	Drill Speed (RPM)
Ø 1.90	Ø 2.0	Ø 2.8	Ø 3.2	Ø 3.8	Ø 4.5	Ø 5/6	Diameter

⌀6.0

IM1-60006	IM1-60008	IM1-60010	IM1-60011	IM1-60013
L6 mm	L8 mm	L10 mm	L11.5 mm	L13 mm

Ø 6.0mm IMPLANT PROCEDURE

This procedure does not replace the professional judgment of the surgeon

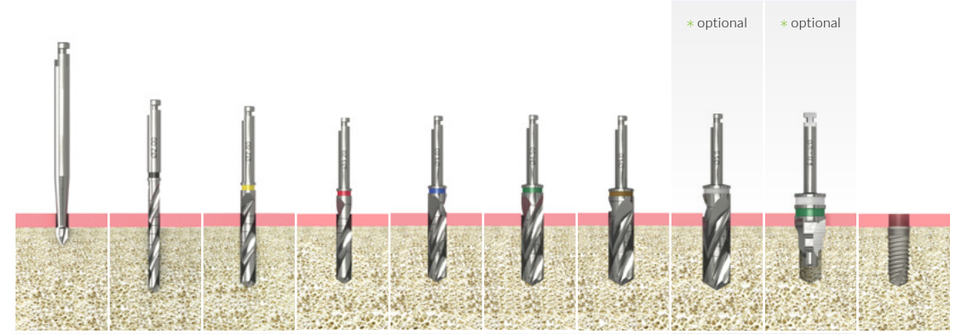

1200-1500	900-1200	500-700	400-700	400-600	300-500	200-400	200-450	200-400	Drill Speed (RPM)
Ø 1.90	Ø 2.0	Ø 2.8	Ø 3.2	Ø 3.8	Ø 4.5	Ø 5	Ø 5.5	Ø 5/6	Diameter

CRESTONE

ONE PIECE

CRESTONE Advantages

CONNECTION

External 2.10mm square provides antirotation and accurate insertion using dedicated tooling.

Provides positioning indication.

TOP

The one piece Crestone implant design features an integrated abutment for single stage surgical procedures, and force transferring geometry.

GEOMETRY

Innovative design with dual thread for easy insertion ensures maximum primary stability.

SURFACE

The micro surface is achieved by blasting technology followed by acid etching.

APICAL

Self-tapping allows for exceptional cutting capabilities, and is responsible for increased stability during insertion as the implant carves, fills, and compresses the bone.

BIOCOMPATIBLE

Made of biocompatible Titanium Alloy Grade 23 (TI 6AL 4V ELI).

Recommended use for the one piece Crestone implant is for limited edentulous ridge space. Available in several Lengths and Diameters.

CRESTONE Implant Range

Length (mm)	10	11.5	13	16
⌀ 3.0	IC1-30010	IC1-30011	IC1-30013	IC1-30016
⌀ 3.5	IC1-35010	IC1-35011	IC1-35013	IC1-35016

Tools	One Piece Analog 19mm	Square Driver One Piece 28mm
Stainless Steel	PP1-0002	TK1-0011

⌀3.0

IC1-30010	IC1-30011	IC1-30013	IC1-30016
L10 mm	L11.5 mm	L13 mm	L16 mm

Ø 3.0mm IMPLANT PROCEDURE

This procedure does not replace the professional judgment of the surgeon

SOFT BONE			DENSE BONE	
			* optional	



1200-1500	900-1200	700-900	500-700	Drill Speed (RPM)
Ø 1.90	Ø 2.0	Ø 2.5	Ø 2.8	Diameter

⌀3.5

IC1-35010	IC1-35011	IC1-35013	IC1-35016
L10 mm	L11.5 mm	L13 mm	L16 mm

Ø 3.5mm IMPLANT PROCEDURE

This procedure does not replace the professional judgment of the surgeon

SOFT BONE				DENSE BONE	
				* optional	

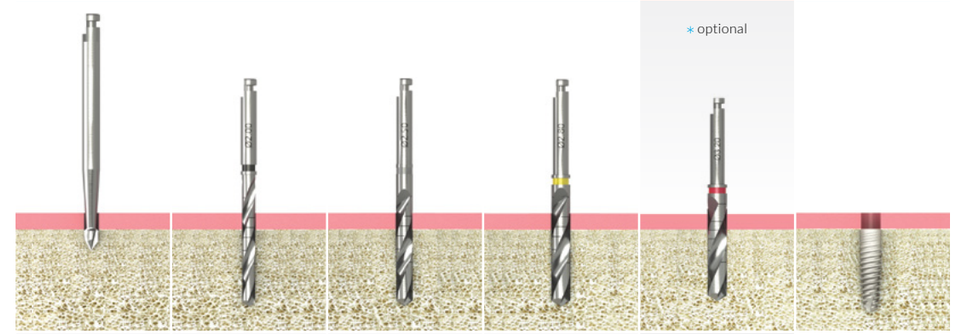

1200-1500	900-1200	700-900	500-700	400-700	Drill Speed (RPM)
Ø 1.90	Ø 2.0	Ø 2.5	Ø 2.8	Ø 3.2	Diameter

restoration.

Pre Restoration

ONE IMPLANT ANALOG

L4 mm - Cat: PP1-0015

L6 mm - Cat: PP1-0001

L8 mm - Cat: PP1-00016

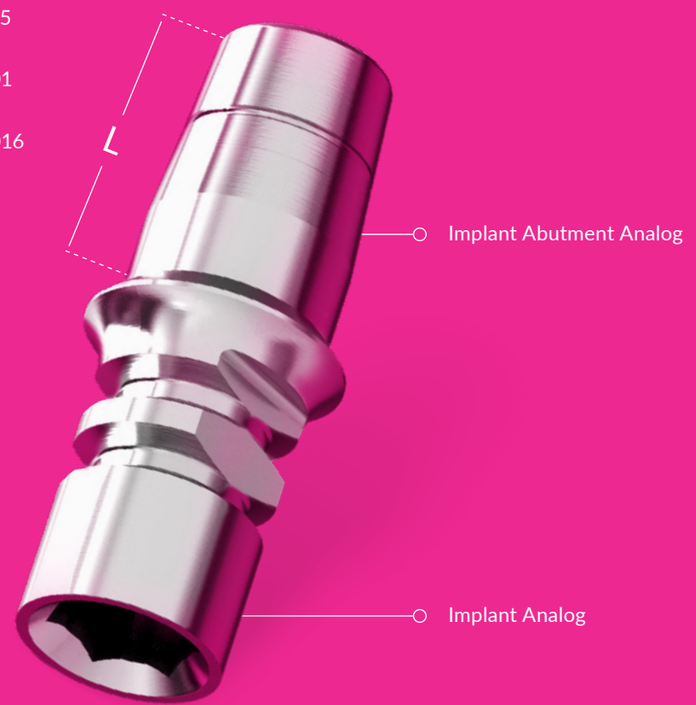

TRANSFERS

Height Gingiva (mm)	3	5
Open Tray	PP1-0003 Titanium & Stainless Steel L10 mm	PP1-0010 Stainless Steel L16 mm
Close Tray	PP1-0005 Stainless Steel L12 mm	PP1-0012 Titanium&Stainless Steel L14 mm
Press Fit	PP1-0009 Stainless Steel L12 mm	PP1-0014 Stainless Steel L14 mm

Pre Restoration

HEALING CAPS



⌀4
Straight

PH1-0016	PH1-0002	PH1-0003	PH1-0004	PH1-0005
H2 mm	H3 mm	H4 mm	H5 mm	H6 mm

⌀5
Straight

PH1-0029	PH1-0030	PH1-0031	PH1-0032	PH1-0033
H2 mm	H3 mm	H4 mm	H5 mm	H6 mm

⌀5.8
Straight

PH1-0024	PH1-0025	PH1-0026	PH1-0027	PH1-0028
H2 mm	H3 mm	H4 mm	H5 mm	H6 mm

⌀5
Anatomic

PH1-0017	PH1-0006	PH1-0007	PH1-0008	PH1-0009
H2 mm	H3 mm	H4 mm	H5 mm	H6 mm

⌀5.8
Wide Anatomic

PH1-0018	PH1-0013	PH1-0014	PH1-0015	PH1-0019
H2 mm	H3 mm	H4 mm	H5 mm	H6 mm

Temporary Restoration

PEEK ESTHETIC ABUTMENTS



2.42mm

Temporary Abutment

0°
Open Tray

PT1-0001	PT1-0003	PT1-0004
H1/L9 mm	H2/L9 mm	H3/L9 mm

15°

PT1-0005	PT1-0006	PT1-0007
Peek H1/L9 mm	Peek H2/L9 mm	H3/L9 mm

25°

PT1-0008	PT1-0009	PT1-0010
H1/L8 mm	H2/L8 mm	H3/L8 mm

SCREWS

All abutments are supplied with the relevant screw. The titanium Abutment screw should be tightened to 30-35 Ncm.

PF1-0002

PF1-0001

Final Restoration

TITANUIM ANATOMIC ABUTMENTS



L4

PF1-0005	PF1-0008	PF1-0011	PF1-0014	PF1-0087
H1 mm	H2 mm	H3 mm	H4 mm	H5 mm

L6

PF1-0006	PF1-0009	PF1-0012	PF1-0015	PF1-0088
H1 mm	H2 mm	H3 mm	H4 mm	H5 mm

L8

PF1-0007	PF1-0010	PF1-0013	PF1-0016	PF1-0089
H1 mm	H2 mm	H3 mm	H4 mm	H5 mm

L6 Wide Platform

PF1-0065	PF1-0064	PF1-0063	PF1-0090
H2 mm	H3 mm	H4 mm	H5 mm

SCREWS

All abutments are supplied with the relevant screw. The titanium Abutment screw should be tightened to 30-35 Ncm.

PF1-0002

PF1-0001

TITANIUM ESTHETIC ABUTMENTS



0° Straight

PF1-0082	PF1-0069	PF1-0026	PF1-0027	PF1-0028
Narrow Solid	Narrow	Esthetic	Esthetic	Esthetic
H0/L8 mm	H0/L8 mm	H1/L9 mm	H2/L9 mm	H3/L9 mm

15°

PF1-0073	PF1-0024	PF1-0029	PF1-0030	PF1-0031	PF1-0066
Narrow	Angulated	Esthetic	Esthetic	Esthetic	Angulated Wide Platform
H0/L9 mm	L9 mm	H1/L9 mm	H2/L9 mm	H3/L9 mm	H2/L9 mm

25°

PF1-0077	PF1-0025	PF1-0032	PF1-0033	PF1-0034	PF1-0067
Narrow	Angulated	Esthetic	Esthetic	Esthetic	Angulated Wide Platform
H0/L9 mm	L9 mm	H1/L8 mm	H2/L8 mm	H3/L8 mm	H2/L9 mm

Universal

PF1-0081	PF1-0023	PF1-0068
H0/L11 mm	H2/L9 mm	Wide Platform
		H2/L9 mm

SCREWS

All abutments are supplied with the relevant screw. The titanium Abutment screw should be tightened to 30-35 Ncm.

PF1-0002

PF1-0001

Final Restoration

PLASTIC CYLINDER ABUTMENTS

Hexagon Round

L11
Direct

PF1-0035
Acetal

PF1-0036
Acetal

L15
Titanium

PF1-0058
Acetal, Titanium

PF1-0057
Acetal, Titanium

L15
Direct Gold

PF1-0059
Acetal, Gold

PF1-0060
Acetal, Gold

L15
Direct CoCr

PF1-0092
Acetal, CoCr

PF1-0091
Acetal, CoCr

SCREWS

All abutments are supplied with the relevant screw.
The titanium Abutment screw should be tightened
to 30-35 Ncm.

PF1-0002

PF1-0001

BURN-OUT ESTHETIC ABUTMENTS

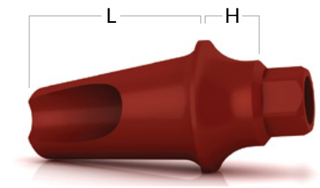

2.42mm

0°
L9 mm

PF1-0037
H1 mm / Acetal

PF1-0039
H2 mm / Acetal

PF1-0040
H3 mm / Acetal

15°
L9 mm

PF1-0041
H1 mm / Acetal

PF1-0042
H2 mm / Acetal

PF1-0043
H3 mm / Acetal

25°
L8 mm

PF1-0044
H1 mm / Acetal

PF1-0045
H2 mm / Acetal

PF1-0046
H3 mm / Acetal

SCREWS

All abutments are supplied with the relevant screw.
The titanium Abutment screw should be tightened
to 30-35 Ncm.

PF1-0002

PF1-0001

Final Restoration

ANATOMIC RESTORATION KIT



L4	PF1-ARK14 H1 mm	PF1-ARK24 H2 mm	PF1-ARK34 H3 mm	PF1-ARK44 H4 mm	PF1-ARK54 H5 mm
L6	PF1-ARK16 H1 mm	PF1-ARK26 H2 mm	PF1-ARK36 H3 mm	PF1-ARK46 H4 mm	PF1-ARK56 H5 mm
L8	PF1-ARK18 H1 mm	PF1-ARK28 H2 mm	PF1-ARK38 H3 mm	PF1-ARK48 H4 mm	PF1-ARK58 H5 mm

Overdenture Abutments

BALL ATTACHMENT ANGULATED
(BAA) - PATENT PENDING

The BAA system provides the ability to restore even the most compromised of edentulous cases. Made in one piece the BAA is an esthetic design with reduced size that improves the overall esthetics of the restoration.

MULTI UNIT ANGULATED
(MUA) - PATENT PENDING

Made in one piece the MUA has an esthetic and compact design. Reduced size improves the esthetic restoration.



1 One-piece Design

2 Reduced Size Design

3 Intelligent Design which Allows for Restorative Flexibility

MAXI Angulation MU

SOLUTIONS FOR EXTREME SITUATIONS

MUA and BAA are intended for use with implants of diameter 3.3mm to 6mm

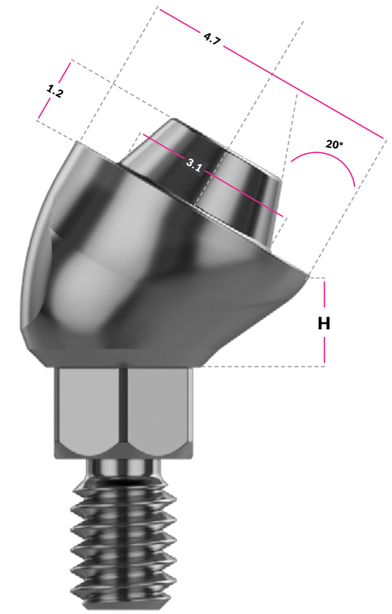



Insertion Path

Straight Multi-Unit abutments can be used with implants with divergence of up to 40°

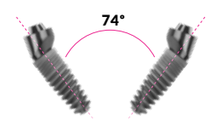

Insertion Path: MUA = 17

17° Multi-Unit abutments can be used with implants with divergence of up to 74°

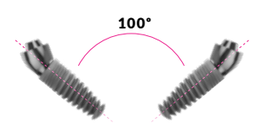

MUA = 30

30° Multi-Unit abutments can be used with divergence of up to 100°

Key for M.U & balls
TK1 - 0033
Stainless Steel

Stem
TK1-0039

Multi-Unit

MULTI-UNIT ABUTMENTS



Titanium

PO1-0016 H1 mm	PO1-0017 H2 mm	PO1-0018 H3 mm	PO1-0019 H4 mm	PO1-0020 H5 mm

PATENT PENDING

PO1-0038 17° / H2 mm	PO1-0039 17° / H3 mm	PO1-0047 17° / H4 mm	PO1-0040 30° / H2 mm	PO1-0041 30° / H3 mm	PO1-0049 30° / H4 mm

ACCESSORIES

PO1-0027 Plastic Cylinder L10 mm / Acetal	PO1-0028 Temporary Ti L10 mm / Titanium	PO1-0024 Healing Cap L3.5 mm / Titanium



PO1-0021 Abutment Analog L12 mm / Stainless Steel	TK1-0039 Angulated Multi Unit Stem	TK1-0033 Key for M.U&Balls Stainless Steel	PO1-0031 Impression Coping Open Tray L10 mm / Stainless Steel	PO1-0033 Impression Coping Close tray L6 mm / Stainless Steel

SCREWS

PO1-0046

All MUA are supplied with an abutment screw. Tighten the screw to 30Ncm.

PO1-0025

All Multi-Unit Accessories are supplied with screw. MUA prosthetic screw tightens to 30Ncm.

Ball Attachments

BALL ATTACHMENTS ABUTMENTS

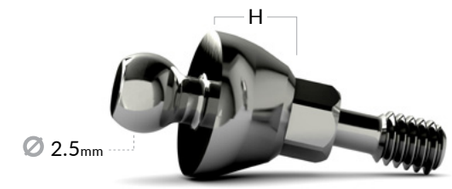

Titanium



PO1-0001 H1 mm	PO1-0002 H2 mm	PO1-0003 H3 mm	PO1-0004 H4 mm	PO1-0005 H5 mm

PATENT PENDING

PO1-0042 17° / H2 mm	PO1-0043 17° / H3 mm	PO1-0051 17° / H4 mm	PO1-0044 30° / H2 mm	PO1-0045 30° / H3 mm	PO1-0053 30° / H4 mm

ACCESSORIES



TK1-0033 Key for M.U&balls Stainless Steel	PO1-0006 Ball Attachment Analog L12 mm / Stainless Steel



PO1-0009 Metal Housing for Plastic Ball Cap	PO1-0012 Soft Plastic Cap Ball 900gr	PO1-0013 Standard Plastic Cap Ball 1300gr	PO1-0014 Plastic Disc for Ball Attachment

SCREW

All our Ball Attachment Angulated (BAA) are supplied with an abutment. Tighten the screw to 30Ncm.

PO1-0046

Equator

EQUATOR ATTACHMENT

Equator Attachments

PO1-0056	PO1-0057	PO1-0058	PO1-0059	PO1-0060
H1 mm	H2 mm	H3 mm	H4 mm	H5 mm

EQUATOR ABUTMENT

PO1-0071	PO1-0072	PO1-0073	PO1-0074	PO1-0075
H1 mm	H2 mm	H3 mm	H4 mm	H5 mm

EQUATOR ATTACHMENT ACCESSORIES

PO1-0062	PO1-0066	PO1-0064	PO1-0063	PO1-0067
Metal Housing	Cap - Extra Soft Yellow 600gr	Cap - Soft Pink 1200gr	Cap - Standard Clear 1800gr	Cap - Strong Violet 2700gr

PO1-0065	PO1-0068	PO1-0069	PO1-0061
Laboratory Cap - Black	Transfer - Single Use	Transfer - Multi Use	Analog

TOOLS

TK1-0035
Equator Cap Insertion Tool

TK1-0035
Plastic Disc for Ball Attachment

instruments.

Surgical Instruments

DRILLS

TAG drills are compatible with all TAG implants. The externally irrigated drills are supplied as either standard or short, and drill diameter can be accurately identified through the simple color coding system.

SURGICAL TOOLS

TAG produces superior quality and attractively designed tools. Surgical tools are not sterilized prior to shipping. The tools must be cleaned, disinfected and sterilized before use. After sterilization, check the packaging of the sterilized instruments for damage.
Check the sterilization indicators.

Store tools in a dry, dust-free, vapor-free area at a moderate temperature. See full instructions for use accompanying each kit.



SURGICAL KITS

TAG offers various types of surgical kits designed to provide complete solutions for implantation procedures.

Kits contain tooling and drills for implantation of 3.3-6.0mm implants.

Surgical Kits

PREMIUM SURGICAL KIT

KT1-0001

Drills

TD1-0002
Marking Drill
Ø1.90 mm

TD1-0003
Pilot Drill
External Irrigation
Ø2 mm

TD1-0004
Pilot Drill
External Irrigation
Ø2.5 mm

TD1-0005
Pilot Drill
External Irrigation
Ø2.80 mm

TD1-0006
Pilot Drill
External Irrigation
Ø3.20 mm

TD1-0007
Pilot Drill
External Irrigation
Ø3.80 mm

TD1-0008
Drill
External Irrigation
Ø4.50 mm

TD1-0009
Drill
External Irrigation
Ø5.00 mm

TD1-0010
Drill
External Irrigation
Ø5.50 mm

TD1-0021
Conical Drill
for implant
Ø3.75 mm

TD1-0022
Conical Drill
for implant
Ø4.2 mm

TD1-0023
Conical Drill
for implant
Ø5 mm

TD1-0024
Conical Drill
for implant
Ø6 mm

TD1-0030
Drill Extender

Screw Drivers

Stainless Steel

TK1-0008
Motor key 1.28 mm
Long / 28 mm

TK1-0007
Motor key 1.28 mm
Short / 22 mm

TK1-0001
Key 1.28 mm
Short / 15 mm

TK1-0002
Key 1.28 mm
Long / 23 mm

TK1-0033
Key for M.U & Balls

Implant Drivers

Stainless Steel

TK1-0003
Key 2.42 mm
Short / 15 mm

TK1-0004
Key 2.42 mm
Long / 23 mm

TK1-0011
Square Driver
One Piece / 28 mm

TK1-0018
Hand Tool 2.42 mm
Long / 18 mm

TK1-0019
Retriever 2.42 mm
15 mm

TK1-0009
Motor key 2.42 mm
Short / 20 mm

TK1-0010
Motor key 2.42 mm
Long / 28 mm

TOOLS

TD1-0019
Countersink
Ø3.75-4.2 mm

TD1-0020
Countersink
Ø5-6 mm

TK1-0012
Parallel pin
L11 mm
Stainless Steel

TK1-0013
Implant indicator
L14 mm
Stainless Steel

TK1-0015
Ratchet
L85 mm
Stainless Steel

TK1-0014
Depth Probe

Surgical Kits

COMPACT AXIS SURGICAL KIT

KT1-0006

Drills

TD1-0002	TD1-0003	TD1-0004	TD1-0005	TD1-0021	TD1-0022	TD1-0023	TD1-0024
Marking Drill	Pilot Drill	Pilot Drill	Drill	Conical Drill	Conical Drill	Conical Drill	Conical Drill
Ø1.90 mm	External Irrigation	External Irrigation	External Irrigation	for implant	for implant	for implant	for implant
	Ø2 mm	Ø2.5 mm	Ø2.80 mm	Ø3.75 mm	Ø4.2 mm	Ø5 mm	Ø 6mm

Screw Drivers

Stainless Steel

TK1-0002	TK1-0004	TK1-0010	TK1-0019
Key 1.28mm	Key 2.42mm	Motor key 2.42mm	2.42 Retriever
Long / 23 mm	Long / 23 mm	Long / 28 mm	15 mm / Stainless Steel, Titanium

TOOLS

TD1-0019	TD1-0020	TK1-0012	TK1-0013	TK1-0015
Countersink	Countersink	Parallel pin	Implant indicator	Rachet
Ø3.75-4.2 mm	Ø5-6 mm	Ø 1.90mm / L11 mm	Ø 1.90mm / L14 mm	Ø 1.90mm / L84 mm
		Stainless Steel	Stainless Steel	Stainless Steel

COMPACT MASSIF SURGICAL KIT

KT1-0002

Drills

TD1-0002	TD1-0003	TD1-0005	TD1-0006	TD1-0007	TD1-0008	TD1-0009	TD1-0010
MarkingDrill	Pilot Drill	Drill	Drill	Pilot Drill	Drill	Drill	Drill
Ø1.90 mm	External Irrigation	External Irrigation	External Irrigation	External Irrigation	External Irrigation	External Irrigation	External Irrigation
	Ø2 mm	Ø2.80 mm	Ø3.20 mm	Ø3.80 mm	Ø4.50 mm	Ø5.00 mm	Ø5.50 mm

Screw Drivers

Stainless Steel

TK1-0002	TK1-0004	TK1-0010	TK1-0019
Key 1.28mm	Key 2.42mm	Motor key 2.42mm	2.42 Retriever
Long / 23 mm	Long / 23 mm	Long / 28 mm	15 mm / Stainless Steel, Titanium

TOOLS

TD1-0019	TD1-0020	TK1-0012	TK1-0013	TK1-0015
Countersink	Countersink	Parallel pin	Implant indicator	Rachet
Ø3.75-4.2 mm	Ø5-6 mm	Ø 1.90mm / L11 mm	Ø 1.90mm / L14 mm	Ø 1.90mm / L84 mm
		Stainless Steel	Stainless Steel	Stainless Steel

Surgical Kits

PIXEL CRESTONE SURGICAL KIT

KT1-0007

Drills

TD1-0002
Marking Drill
Ø1.90 mm

TD1-0003
Pilot Drill
External Irrigation
Ø2 mm

TD1-0004
Pilot Drill
External Irrigation
Ø2.5 mm

TD1-0005
Drill
External Irrigation
Ø2.80 mm

TD1-0006
Drill
External Irrigation
Ø3.20 mm

TOOLS

Stainless Steel

TK1-0011
Square Driver One Piece
28 mm

TK1-0012
Parallel pin
L11 mm

TK1-0015
Rachet
L84 mm

Prosthetic Kit

PROSTETHIC KIT

KT1-0008

TK1-0001
Key 1.28mm
Short / L15 mm
Stainless Steel

TK1-0002
Key 1.28mm
Long / L23 mm
Stainless Steel

TK1-0033
Key for M.U & Balls
Stainless Steel

TK1-0007
Motor key 1.28
Short / L22 mm
Stainless Steel

TK1-0008
Motor key 1.28
Long / L28 mm
Stainless Steel

TK1-0013
Implant indicator
L14 mm
Stainless Steel

TK1-0020
Abutment
Extractor Key

TK1-0016
Torque Ratchet
L85 mm / 15-45 Ncm
Stainless Steel

TK1-0006
Screw Driver 1.28mm
Long / L25 mm
Stainless Steel

TK1-0030
Mock Abutment
Straight

TK1-0031
Mock Abutment
15°

TK1-0032
Mock Abutment
25°

SCREW REMOVAL KIT

KT1-0009

TK1-0036
Screw Removal
Burr Guide

TK1-0037
1-72 UNF Tap

TK1-0038
Screw Removal
Burr

Holding Kits

UNIVERSAL HOLDING KIT

KT1-0004

TK1-0034
Handle Set
100 mm / Stainless Steel

TK1-0027
Handle Key 1.28mm
43 mm / Stainless Steel

TK1-0024
Extension for 1/4" Holder
50 mm / Stainless Steel

TK1-0028
Handle Key 2.42mm
43 mm / Stainless Steel

TK2-0011
CC Handle Key
2.42 mm

TECHNICIAN HOLDING KIT

KT1-0005

TK1-0034
Handle Set
100 mm / Stainless Steel

TK1-0023
1.28 Kit Screwdriver
140 mm / Stainless Steel

TK1-0025
1/4" Abutment Fixture
Long / 15 mm
Stainless Steel

TK2-0010
CC 1/4" Abutment Fixture
Long

Drills & Stoppers

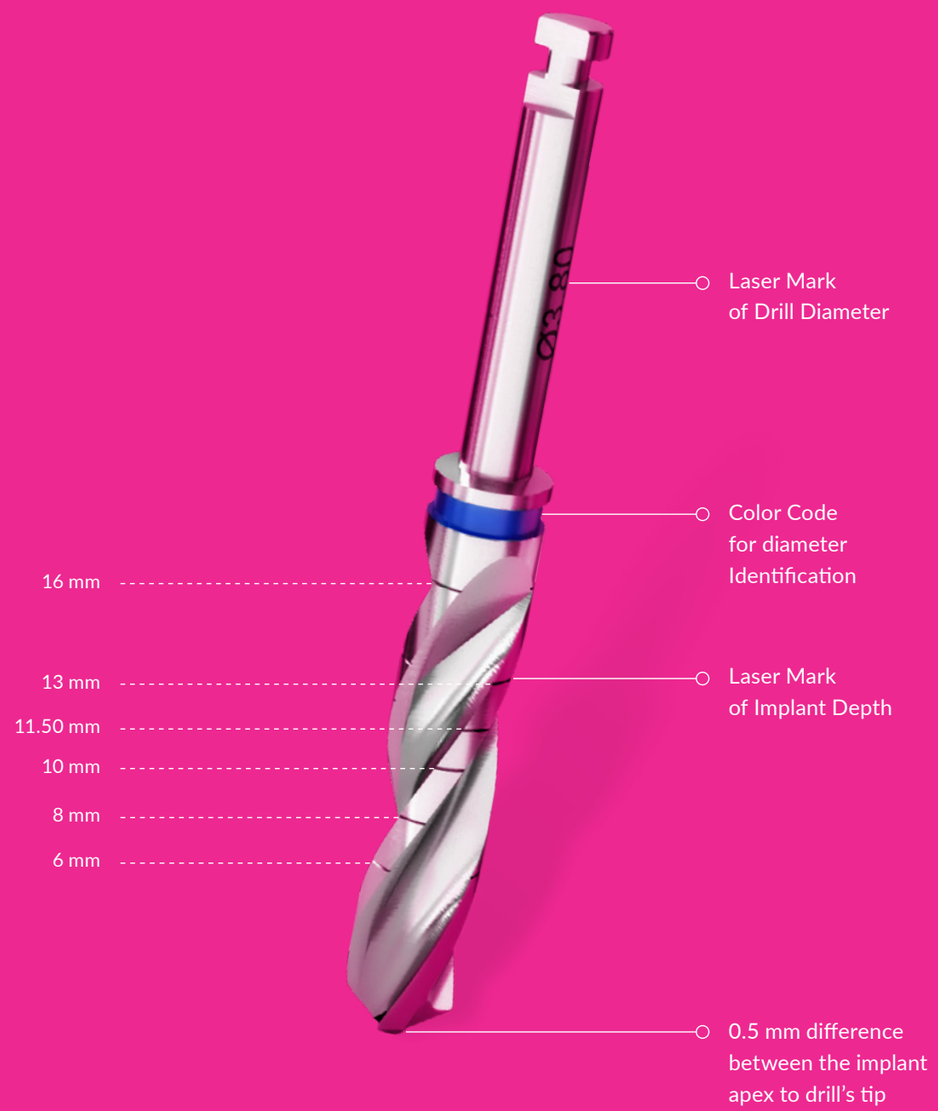

DRILLS

⌀2

TD1-0011 Short Pilot Drill	TD1-0003 Pilot Drill	* Drill Stopper

Drill stopper by length *

TD2-0034	TD2-0042	TD2-0050	TD2-0058	TD2-0066	TD2-0074
L 6mm	L 8mm	L 10mm	L 11.5mm	L 13mm	L 16mm

⌀2.5

TD1-0012 Short Drill	TD1-0004 Drill	* Drill Stopper

Drill stopper by length *

TD2-0035	TD2-0043	TD2-0051	TD2-0059	TD2-0067	TD2-0075
L 6mm	L 8mm	L 10mm	L 11.5mm	L 13mm	L 16mm

⌀2.8

TD1-0013 Short Drill	TD1-0005 Drill	* Drill Stopper

Drill stopper by length *

TD2-0036	TD2-0044	TD2-0052	TD2-0060	TD2-0068	TD2-0076
L 6mm	L 8mm	L 10mm	L 11.5mm	L 13mm	L 16mm

⌀3.2

TD1-0014 Short Drill	TD1-0006 Drill	* Drill Stopper

Drill stopper by length *

TD2-0037	TD2-0045	TD2-0053	TD2-0061	TD2-0069	TD2-0077
L 6mm	L 8mm	L 10mm	L 11.5mm	L 13mm	L 16mm

*Drills stoppers available only for Massif standard length. All drills are External irrigation & made of stainless steel

Drills & Stoppers

⌀ 3.8

TD1-0015
Short Drill Ø 3.80mm

TD1-0007
Drill Ø 3.80mm

*
Drill Stopper

Length *					
TD2-0038 L 6mm	TD2-0046 L 8mm	TD2-0054 L 10mm	TD2-0062 L 11.5mm	TD2-0070 L 13mm	TD2-0078 L 16mm

⌀ 4.5

TD1-0016
Short Drill Ø 4.50mm

TD1-0008
Drill Ø 4.50mm

*
Drill Stopper

Length *					
TD2-0039 L 6mm	TD2-0047 L 8mm	TD2-0055 L 10mm	TD2-0063 L 11.5mm	TD2-0071 L 13mm	TD2-0079 L 16mm

⌀ 5

TD1-0017
Short Drill Ø 5mm

TD1-0009
Drill Ø 5mm

*
Drill Stopper

Length *					
TD2-0040 L 6mm	TD2-0048 L 8mm	TD2-0056 L 10mm	TD2-0064 L 11.5mm	TD2-0072 L 13mm	TD2-0080 L 16mm

⌀ 5.5

TD1-0018
Short Drill Ø 5.50mm

TD1-0010
Drill Ø 5.50mm

*
Drill Stopper

Length *					
TD2-0041 L 6mm	TD2-0049 L 8mm	TD2-0057 L 10mm	TD2-0065 L 11.5mm	TD2-0073 L 13mm	TD2-0081 L 16mm

*Drills stoppers available only for Massif standard length. All drills are External irrigation & made of stainless steel

MARKING DRILLS

TD1-0001
Spade Marking Drill
Ø 1.50mm

TD1-0002
Marking Drill
Ø 1.90mm

COUNTERSINK DRILLS

TD1-0019
Countersink
Ø 3.75-4.20mm

TD1-0020
Countersink
Ø 5-6mm

CONICAL DRILLS

TD1-0021
Conical Drill for implant
Ø 3.75mm

TD1-0022
Conical Drill for implant
Ø 4.20mm

TD1-0023
Conical Drill for implant
Ø 5mm

TD1-0024
Conical Drill for implant
Ø 6mm

Surgical Tools

GROOVED

Providing firm, accurate and easy hand operation screwing and un-screwing

OVERSIZED

Providing easy extraction from ratchet wrench. Laser Marked for easy identification

6.35mm (1/4") HEXAGON

Fits to T.A.G.'s dedicated torque and regular ratchet wrench

PARALLEL 3.1mm HEXAGON

Provides external visualization of internal hex position

2.42mm HEXAGON

Allows secure removal of implant from sterile vial

IMPLANT DRIVERS

Stainless Steel

TK1-0003
Key 2.42mm
Short / 15mm

TK1-0004
Key 2.42mm
Long / 23mm

TK1-0009
Motor Key 2.42mm
Short / 20mm

TK1-0010
Motor key 2.42mm
Long / 28mm

TK1-0017
Hand Tool 2.42mm
Short / L 10mm

TK1-0018
Hand Tool 2.42mm
Long / L 18mm

TK1-0019
2.42mm Retriever
L 15mm / S.S, Titanium

TK1-0011
Square Driver One Piece
28mm

SCREW DRIVERS

Stainless Steel

TK1-0001
Key 1.28mm
Short / 15mm

TK1-0002
Key 1.28mm
Long / 23mm

TK1-0007
Motor key 1.28mm
Short / 22mm

TK1-0033
Key for M.U&balls

TK1-0008
Motor key 1.28
Long / 28mm

TK1-0005
Screw Driver 1.28mm
Short / 15mm

TK1-0006
Screw Driver 1.28mm
Long / 25mm

Surgical Tools

INSTRUMENTS

Stainless Steel

TD1-0030
Drill Extender
30mm

TK1-0012
Parallel Pin
Ø 2-3.20mm / L 11mm

TK1-0013
Implant Indicator
14mm

TK1-0015
Ratchet
85mm

TK1-0016
Torque Ratchet
85mm / 15-45 Ncm

TK1-0014
Depth Probe

TK1-0020
Abutment Extractor Key
22mm

TREPHINE BURRS

TD1-0031
Trephine Burrs
Ø 3x4mm

TD1-0032
Trephine Burrs
Ø 4x5mm

TD1-0033
Trephine Burrs
Ø 5x6mm

SYBONE

SYNTHETIC BONE GRAFT SUBSTITUTE

Introducing SYBONE

FROM THE ARTIFICIAL TO THE LIVING BONE

SYBONE is an osteoconductive synthetic graft material designed to fill the space of the missing bone and encourage the growth of new bone tissue.

Vial = 1gr (0.9cc) (5 vials in the box)

ADVANTAGES

- 100% synthetic & 100% resorbable.
- Sybone is replaced by new vital bone within 6 months.
- Allows the perfect monitorization of osteointegration.
- High Cohesiveness and volume conservation: Sybone is very hydrophilic, that confers an excellent cohesivity of particules, which in turn allows the conservation of the volume of the initial cavity.
- Sybone induces a remarkable vascularization.

ALLOPLAST = SYNTHETIC ORIGIN

Composition
99.9% Tricalcium Phosphate (3-TCP)

Proprieties
Biocompatibility
Osteoconductive
Optimal Resorption Rate
Excellent Mechanical Resistance

Indications
SYBONE is intended to be used as a bone void filler or augmentation material for bone defects. Sinus floor elevation Alveolar filling or augmentation Alveolar regeneration Reconstruction of tumor and cyst defects Filling of extraction cavities.

Bone

INSTRUCTIONS FOR USE

Impregnate the implant with patient's blood or autologous bone marrow.

Sybone should have contact with cancellous tissue.

The bone surface must be freshened and slightly bleeding. The filling must be complete with slight impaction.

The wound closure must be complete and airtight.

ABM-0002
Granules
0.1-0.5mm / 1gr.

Indicated for small peridontal defects

ABM-0003
Granules
0.5-1mm / 1gr.

Indicated for the filling of cysts and the filling of alveolar cavity

ABM-0004
Granules
1-2mm / 1gr.

Indicated for sinus floor elevation and the filling of large cysts

SYCURE

RESORBABLE SYNTHETIC MEMBRANE

Resorbable & Biocompatible
Synthetic Membrane

ADVANTAGE

Medical-grade Polylactic-Glycolic Acid (PLGA) provides an excellent biocompatibility.

SyCure membrane is fully controlled resorption and a 100% biodegradable polymer.

The barrier function of SyCure membrane remains intact for the first 4 weeks.

Optimal bone and tissue regeneration are both guaranteed thanks to the slow fully controlled resorption over 6 months, avoiding any need for second stage surgery for membrane removal.

BILAYER STRUCTURE FOR OPTIMAL BARRIER EFFECT

Smooth side of dense layer
Prevent (gingival) epithelial tissue ingrowth while promoting cell infiltration.

Matt side with non-woven microfibers
Guided bone healing.

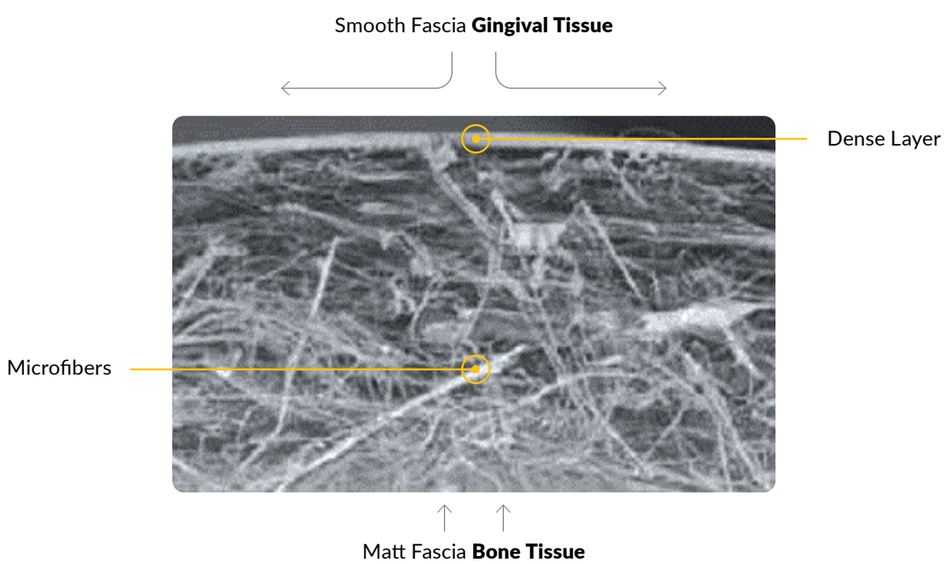

EASY TO USE

- Does not stick to soft tissue or instruments.
- No need for prior wetting, pinning or suturing.
- Quickly soaks up biological fluids on the micro-fiber side.
- Once wet SyCure respects the form and shape that you create.
- Tear resistant for tacking and suturing.
- Easy to cut.
- SyCure is free from animal derivatives.
- Our biocompatible synthetic membrane avoids the risk of transmission of animal pathogens.
- Prevent the proliferation of epithelial cells and encourage the migration of bone cells within the blood clot.
- Keep the bone graft and blood clot in place.
- To help prevent bone loss by as much as 25% (Widmark et al., 1997).
- SyCure membranes are suitable for patients who avoid animal by-products for cultural reasons or lifestyle choices.

The microfibres rapidly absorb the biological fluids. The membrane respects the configuration and the shape required and adheres perfectly to the surgical site.

Characteristics

COMPOSITION
Synthetic PLGA (Animal free)

RESORPTION TIME
4 to 6 months

SUTURES, PINS
Not necessary

LAYERS 2
BARRIER EFFECT
4 weeks

MECHANICS
Maintains the bone graft in place

EXPIRY DATE
36 months

STORAGE
15 to 25 oC

PACKAGING
Outer box plus double alum. sachets, easier to keep sterile

IN CASE OF EXPOSURE
Reepithelialisation over 4 weeks

AVAILABLE IN 4 DIFFERENT SIZES

SYM-0001 — SYM-0002 — SYM-0003 — SYM-0004

Our advanced tissue technology results in improved bioresorbable polymer-based membrane for tissue regeneration.

Contact us to find out more about how TAG Dental SYCURE's ongoing research and development in regenerative medicine can help you better serve patients.



digital.

Digital

GUIDED AXIS
Ø3.3-Ø4.2 L8-13 KIT

KTG-0001

TISSUE PUNCH

TKG-0001
Guided Tissue
Punch Ø3.3

TKG-0002
Guided Tissue
Punch Ø3.75

TKG-0003
Guided Tissue
Punch Ø4.2

BONE MILL & STARTER

TDG-0003
Guided Bone
Mill Ø3.3

TDG-0004
Guided Bone
Mill Ø3.75

TDG-0005
Guided Bone
Mill Ø4.2

TDG-0002
Guided Starter drill

DRILLS

TDG-0006
Guided Pilot Drill
Ø2.4 L8

TDG-0007
Guided Pilot Drill
Ø2.4 L10

TDG-0008
Guided Pilot Drill
Ø2.4 L11.5

TDG-0009
Guided Pilot Drill
Ø2.4 L13

Digital

TDG-0010
Guided Drill for
Ø3.3 L8 Implant

TDG-0011
Guided Drill for
Ø3.3 L10 Implant

TDG-0012
Guided Drill for
Ø3.3 L11.5 Implant

TDG-0013
Guided Drill for
Ø3.3 L13 Implant

TDG-0014
Guided Drill for
Ø3.75 L8 Implant

TDG-0015
Guided Drill for
Ø3.75 L10 Implant

TDG-0016
Guided Drill for
Ø3.75 L11.5 Implant

TDG-0017
Guided Drill for
Ø3.75 L13 Implant

TDG-0018
Guided Drill for
Ø4.2 L8 Implant

TDG-0019
Guided Drill for
Ø4.2 L10 Implant

TDG-0020
Guided Drill for
Ø4.2 L11.5 Implant

TDG-0021
Guided Drill for
Ø4.2 L13 Implant

TOOLS

TD1-0030
Drill Extender

TDG-0001
Guided Pilot Drill
Ø2

TKG-0004
Guided Lateral
Fixation Screw

TKG-0005
Guided Anchoring
Screw

TKG-0016
Guided Soft Bone
Anchoring Screw

TKG-0014
Guided Implant Driver
Short

TKG-0006
Guided Implant Driver
Long

TKG-0007
Guided Implant
Driver Ratchet

TKG-0008
Guided Implant
Driver Motor

TKG-0009
Guided Implant
Driver Extractor
Long

TKG-0015
Guided Implant
Driver Extractor
Short

TK1-0006
Screw Driver
Long / 1.28mm



TKG-0010
Guided Drill
Template

TK1-0015
Ratchet

Digital

GUIDE SLEEVES

TKG-0011

Guided Sleeve
H4.5 mm



TKG-0012

Guided Sleeve
Fixation Pin

OPIONAL GUIDE DRILLS

TDG-0022

Guided Drill for
Ø2.4 L16 Implant

TDG-0023

Guided Drill for
Ø3.3 L16 Implant

TDG-0024

Guided Drill for
Ø3.75 L16 Implant

TDG-0025

Guided Drill for
Ø4.2 L16 Implant

TI BASE

Anti Rotation Free Rotation

CCA-0001

CAD/CAM
Ti Base
Gingival height = 0mm

CCA-0002

CAD/CAM
Ti Base
Gingival height = 0mm

CCA-0019

CAD/CAM
Ti Base
Gingival height = 1mm

CCA-0023

CAD/CAM
Ti Base
Gingival height = 1mm

CCA-0020

CAD/CAM
Ti Base
Gingival height = 2mm

CCA-0024

CAD/CAM
Ti Base
Gingival height = 2mm

CCA-0021

CAD/CAM
Ti Base
Gingival height = 3mm

CCA-0025

CAD/CAM
Ti Base
Gingival height = 3mm

Digital

TI BASE

Multi-Unit Level

CCA-0010
CAD/CAM
Ti Base for Multi Unit

CCA-0029
CAD/CAM
Low Ti Base for Multi Unit

CAD/CAM TEMPORARY ABUTMENT

Implant Level

Free Rotation

CCA-0026
CAD/CAM
Temporary Ti Cementing Post

CCA-0027
CAD/CAM
Temporary Peek Cementing Post

Multi-Unit Level

CCA-0028
CAD/CAM
Temporary Multi Unit
Peek Cementing Post

CCA-0030
CAD/CAM
Temporary Multi Unit
Ti Cementing Post

CCA-0031
CAD/CAM
Low Temporary M.U
Ti Cementing Post

TITANIUM BLANK

CCA-0011
CAD/CAM
Blank Ø 9mm

CCA-0012
CAD/CAM
Blank Ø 12mm

CCA-0013
CAD/CAM
Blank for Multi Unit

SCAN POST

CCA-0014
CAD/CAM
Multiuse ScanBody

CCA-0015
CAD/CAM
Multiuse ScanBody for Multi Unit

DIGITAL ANALOG

CCA-0016
Implant Analog
for printed model

CCA-0017
MU Analog
for printed model

Noga Medical Products Ltd
P.O.B. 55, Shlomi 2283200, Israel
Tel: +972(0)4 980 8080
www.tagdent.com

T.A.G is ISO 13485 and certified by GMED
T.A.G Products are CE marked in accordance with Directive 93/42/EEC

DA-CTLGE Rev.7

Experience the Difference

T.A.G is ISO 13485 and certified by GMED
T.A.G Products are CE marked in accordance with Directive 93/42/EEC

DA-CTLGE Rev.7